

P20H PROGRAMMABLE TRANSDUCER OF DC CURRENT OR VOLTAGE

FEATURES:




- Continuous conversion of high current or high voltage signals.
- Standard d.c. current or d.c. voltage output signal.
- Small dimensions.
- 0.2 accuracy class.
- Fully programmable parameters:
 - measurement averaging time,
 - conversion characteristic,
 - preservation of the output signal at overflows,
 - RS-485 transmission parameters.


INPUTS:



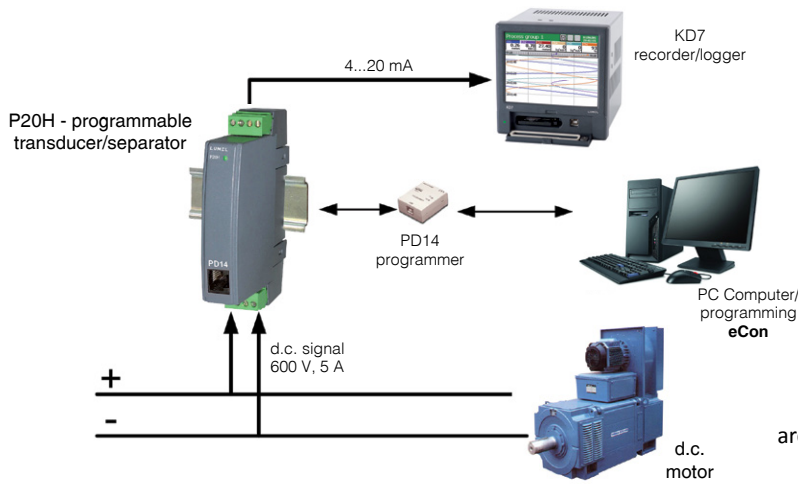
OUTPUTS:



GALVANIC ISOLATION:



EXAMPLE OF APPLICATION



Measurement and archiving of d.c. motor current/voltage work parameters. Measured data are transmitted to the recorder/data logger.

INPUTS

Measuring ranges	Parameters	Overloads	Error
-1...100...110 V d.c.	input resistance > 2 MΩ	Short duration overload (1s): 2 Un (< 1000V), 10 In Sustained overload: 150% Un (only for Un = 400 V and ±400 V), 120% Un (for other Un), 120% In	Basic error (at manufacturer's settings): ± (0.2% of range) Additional error from ambient temperature changes: ± (50% of the basic error/10K)
-2...250...275 V d.c.			
-5...400...600 V d.c.			
-120...-100...100...120 V d.c.			
-300...-250...250...300 V d.c.			
-600...-400...400...600 V d.c.			
-1.2...-1...1...1.2 A d.c.	input resistance 10 mΩ ±10%		
-6...-5...5...6 A d.c.	input resistance 2 mΩ ±10%		

OUTPUTS

Output kind	Properties	Remarks
0...20...22 mA	$R_{load} \leq 500 \Omega$	Resolution: 0.01% of the range
4...20...22 mA		
0...10...11 V		

DIGITAL INTERFACE

Interface type	Transmission protocol	Modes	Baud rates
RS-485	MODBUS RTU	8N2, 8E1, 8O1, 8N1	4.8, 9.6, 19.2 kbit/s

P20H PROGRAMMABLE TRANSDUCER OF DC CURRENT OR VOLTAGE

EXTERNAL FEATURES

Weight	< 0.125 kg	
Dimensions	22.5 x 120 x 100 mm	
Protection grade (acc. to EN 60529)	ensured by the housing: IP 40	from the terminal side: IP 20
Fixing	on a 35 mm rail	acc. to EN 60715

RATED OPERATING CONDITIONS

Supply	85..253 V a.c. 40..400 Hz; 90..300 V d.c. 20..40 V a.c. 40..400 Hz; 20..60 V d.c.	power consumption: < 3 VA
Temperature	ambient: -20...23...60°C	storage: -25...85°C
Relative humidity	< 95%	inadmissible vapour condensation
Operating position	any	
Preheating time	15 min	
Averaging time of the measurement	≥ 0.1 s	1 second set by default

SAFETY AND COMPATIBILITY REQUIREMENTS

Electromagnetic compatibility	Noise immunity	acc. to EN 61000-6-2
	Noise emissions	acc. to EN 61000-6-4
Galvanic isolation	between supply and measuring input	3.2 kV d.c.
	between supply and output	2 kV d.c.
	measuring input and output	3.2 kV d.c.
Pollution grade	2	
Installation category	III (for the 400 V option - category II)	acc. to EN 61010-1
Maximal phase-to-earth operating voltage	for the supply circuit: 300 V	
	for the measuring input: 600 V cat. II (300 V - cat. III)	
	for the programming input: 50 V	
Altitude above sea level	< 2000 m	

SEE ALSO:



Free eCon software for easy programming of LUMEL's products. Available on our website



PD14 programmer - unit for programming LUMEL's products, with USB connection, LPCon compatible.



Programmable digital meter of d.c. current and d.c. voltage N30H.

For more information about LUMEL's products please visit our website: www.lumel.com.pl

CONNECTION DIAGRAMS

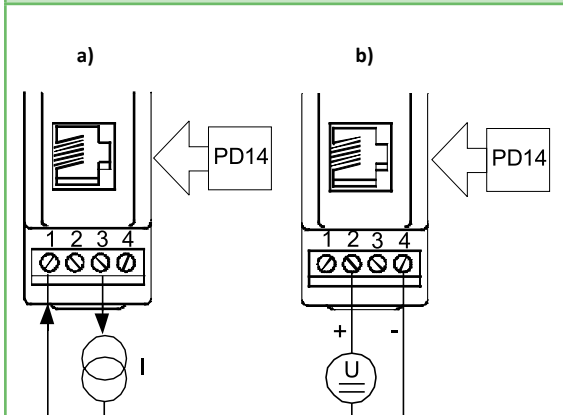


Fig. 1. Electrical connections of P20H transducer inputs. a) current, b) voltage

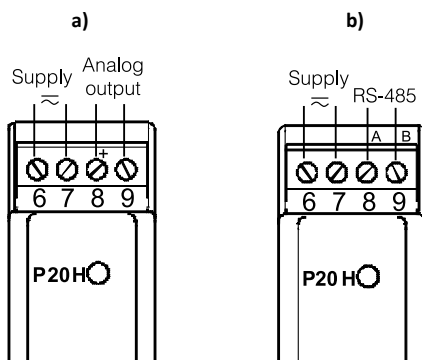


Fig. 2. Electrical connections of the P20H transducer supply and output. a) with analog output, b) with RS-485 interface.

ORDERING

ORDERING CODES:

	P20H	-	X	X	X	XX	X	X
Input signal:								
+/- 100 V			1					
+/- 250 V			2					
+/- 400 V			3					
+/- 1 A			4					
+/- 5 A			5					
0..100 V			6					
0...250 V			7					
0...400 V			8					
Output:								
0...20 mA				1				
4...20 mA				2				
0...10 V				3				
RS-485				4				
Supply:								
85..253 V a.c. 40..400 Hz; 90..300 V d.c.							1	
20..40 V a.c. 40..400 Hz; 20..60 V d.c.							2	
Version:								
standard								00
non-standard settings								NS
custom-made*								XX
Language:								
Polish								P
English								E
other*								X
Acceptance tests:								
without extra quality inspection requirements								0
with an extra quality inspection certificate								1
acc. to customer's request								X

* - after agreeing with the manufacturer

Order example:

The code **P20H - 6 1 1 00 E 0** means:

- P20H** - transducer of d.c. current or d.c. voltage signals
- 6** - input signal: 0...100 V d.c.
- 1** - output signal: 0...20 mA
- 1** - supply voltage: 85..253 V a.c. 40..400 Hz; 90..300 V d.c.
- 00** - standard version
- E** - English language
- 0** - without extra quality inspection requirements